



District Report Card: 2017


State: Punjab	District: Sangrur
Class: 8	Subject: Mathematics
Schools: 51	Students: 1339


Participation/Coverage


Students

<div>GENDER</div> <div></div>	Boys		Girls	
	Number	%	Number	%
	710	53.02	629	46.98

<div>AREA</div> <div></div>	Rural		Urban	
	Number	%	Number	%
	1025	76.55	314	23.45

<div>CATEGORY</div> <div></div>	SC		ST		OBC		GEN	
	Number	%	Number	%	Number	%	Number	%
	747	55.79	2	0.15	349	26.06	241	18.00

<div>CWSN</div> <div></div>	LD	VI	HI	S&LD	ID	Oth
	4	2	3	20	2	7

<div>Management</div> <div></div>	Government		Government-aided	
	Number	%	Number	%
	1219	91.04	120	8.96

Average Performance of Students in Mathematics (%)

Overall	Gender		Area		Management		Social Group			
	Male	Female	Rural	Urban	Govt.	Aided	SC	ST	OBC	GEN
25.41	25.25	25.60	27.00	20.23	26.03	19.17	25.87	10.00	24.83	24.95

Performance on Learning Outcomes (LOs)

Learning Outcomes	Description	Average Performance(%)
M601	Solves problems involving large numbers by applying appropriate operations	25.55
M606	Solves problems on daily life situations involving addition and subtraction of fractions / decimals	18.50
M620	Finds out the perimeter and area of rectangular objects in the surroundings like floor of the class room, surfaces of a chalk box etc.	21.98
M621	Arranges given/collected information in the form of table, pictograph and bar graph and interprets them	21.29
M702	Interprets the division and multiplication of fractions	28.68
M705	Solves problems related to daily life situations involving rational numbers	19.72
M706	Uses exponential form of numbers to simplify problems involving multiplication and division of large numbers	20.36
M707	Adds/subtracts algebraic expressions	25.99
M710	Solves problems related to conversion of percentage to fraction and decimal and vice versa	20.82
M717	Finds out approximate area of closed shapes by using unit square grid/graph sheet	17.33
M719	Finds various representative values for simple data from her/his daily life contexts like mean, median and mode	39.26
M721	Interprets data using bar graph	32.22
M801	Generalizes properties of addition, subtraction, multiplication and division of rational numbers through patterns	16.87
M802	Finds rational numbers between two given rational numbers	21.12
M803	Proves divisibility rules of 2, 3, 4, 5, 6, 9 and 11	27.90
M804	Finds squares, cubes, square roots and cube roots of numbers using different methods	23.71
M808	Uses various algebraic identities in solving problems of daily life	36.17
M812	Verifies properties of parallelogram and establishes the relationship between them through reasoning	23.27
M818	Finds surface area and volume of cuboidal and cylindrical object	15.96
M819	Draws and interprets bar charts and pie charts	31.07

Range of Performance of Students who Answered Correctly

Below 30%		30% - 50%		50% - 75%		Above 75%	
Number	%	Number	%	Number	%	Number	%
837	62.51	382	28.53	97	7.24	23	1.72

Lowest Performing Learning Outcomes (LOs)

- 1 - Finds surface area and volume of cuboidal and cylindrical object (15.96)
- 2 - Generalizes properties of addition, subtraction, multiplication and division of rational numbers through patterns (16.87)
- 3 - Finds out approximate area of closed shapes by using unit square grid/graph sheet (17.33)

4 - Solves problems on daily life situations involving addition and subtraction of fractions / decimals (18.50)

5 - Solves problems related to daily life situations involving rational numbers (19.72)